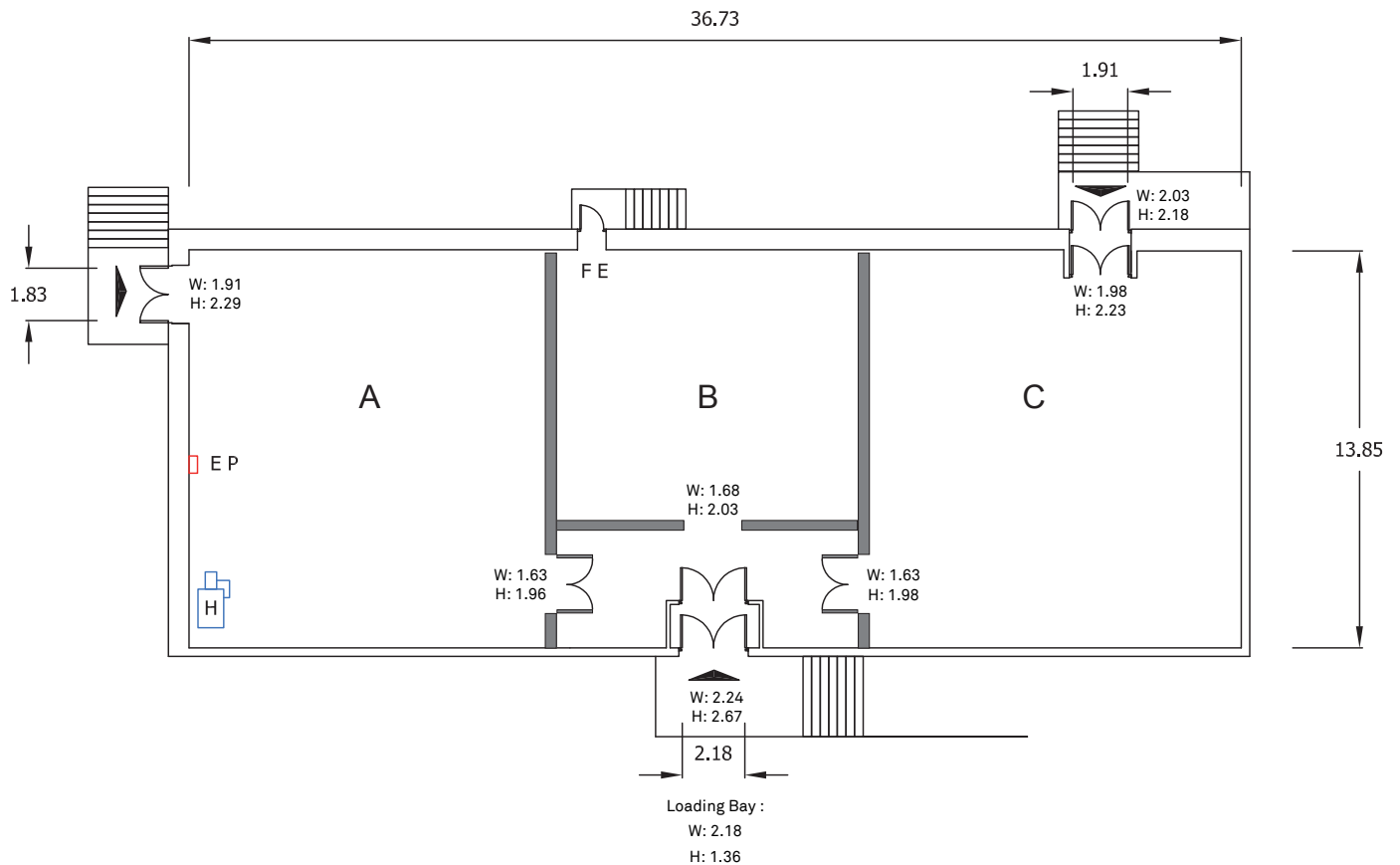




Stage 10: Room C



Key

	MAIN ENTRANCE
	FIRE EXIT
	ELECTRIC PANEL
	WATER SUPPLY OR SINK
	HEATER

ROOM DIMENSIONS

ROOM C	LENGTH	WIDTH	HEIGHT	AREA
Feet/inches	43'3"	45'7"	21'11"	1,970 sq ft
Metres	13.20m	13.85m	6.70m	183 sq m

Dimensions are not to be scaled from this drawing. Production must verify all dimensions before commencing any works on this stage.

Stage 10: Room C

Technical details

ROOM SIZE	Length	43' 3"	13.20 m
	Width	45' 7"	13.85 m
	Height (to runway beams)	21' 11"	6.70 m
	Area	1970 sq ft	183sq m
ELECTRICAL SUPPLY	Number of 63 Amp sockets	1 x 5 pin 3 phase	
	Number of 13 Amp sockets	4 x double	
BEAM LOADING	None permitted		
WALL ANCHOR POINTS	N/A		
LOADING ACCESS	External dock doors: 2m wide Room doors: Double Doors via Lobby		
FLOOR TYPE	Concrete		
FLOOR LOADING	None permitted		
HEATING	Heated air blower		
WATER SUPPLY	No		
TELECOMS	No		
FIRE PROTECTION	Sprinkler activation temperature	141C	
	Smoke detectors	No	
FIRE EXTINGUISHERS	H2O	0	
	CO2	1	
	Foam	1	
RED LIGHT AND BELL	No		
EXTRACTION	No		

